

# Chairs of governors

School Finance and dashboard

# Financial Responsibilities

## LA

- Preparation of Schools Budgets, school balances control mechanism, etc
- Issuing of delegated budgets, etc to schools
- Monitoring of schools' finances
- Support and advice to schools about finance
- Provide support to Schools Forum

## Schools

- Manage school's delegated budget (abiding by the LA's requirements on financial controls and monitoring) – *Scheme for Financing Schools*
- Provision of financial information and reports to the LA (see next slide)
- Manage resources to maximise pupil outcomes, seek to achieve effective management of resources and value for money, to optimise the use of resources and to invest in teaching and learning, taking into account the LA's purchasing, tendering and contracting, requirements.
- *Undertake regular bank reconciliations in line with Bank Account (BA) returns to LA*

# School Returns to LA

- Bank Account (BA) returns (monthly)
- Certification of bank balance and reconciliation (monthly)
- Budget Intention Form (BIF) (end of May)
- Outturn forecasts (end October and end of January)
- Schools Financial Value Standard (SFVS) (before 31<sup>st</sup> March each year)
  - Including Related Party Transactions (RPTs) declaration
- Year-end documents
  - Accruals returns
  - Year-end Bank reconciliation including aged debtor report and outstanding orders report
- Consistent Financial Reporting (CFR) return (year-end)

# What have we identified

- BIF and forecast out-turn quality
- Significant difference between forecasts and actual out-turn
- This means that the LA is unable to identify where there needs to be real concerns about the schools financial position
- School forecasts should
  - Be as accurate as possible including best estimate of other income
  - Avoid cumulative deficit
  - Be year on year sustainable
  - Clearly identify where there are issues
- Important to have a clear process for sharing and managing budget deficit

# Information to support governors, headteachers and business managers

- Benchmarking – looking back at what spend has been where and how it compares. Use the [Schools financial benchmarking tool](#)
- LA Dashboard highlights accuracy of forecasting
  - Dashboard termly following submission of forecasting returns

# Forecasting dashboard

- Developed to help school leaders and governors
- Will be available two to three times a year
- Individual school dashboards sent directly
- Contain information provided by the school through their returns
- Support discussion between school leaders, business managers and governors

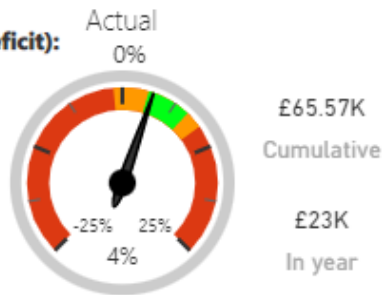
# Primary

2020/21

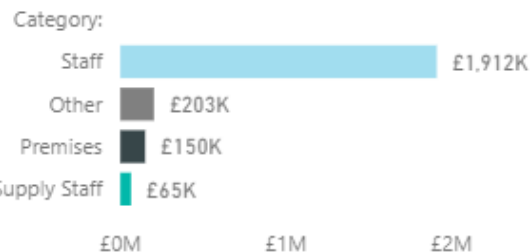
## Funding:

£1,840K Budget Allocation  
£513K Other Income

## Cumulative Surplus/(Deficit):



## Expenditure:



## Forecasting Performance:

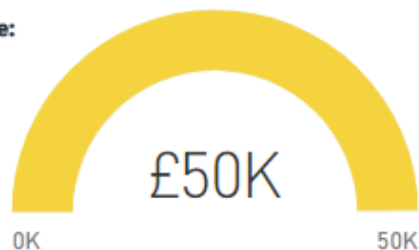


Forecasts: No Forecast £16K £-9K

## Net Accruals:

£6K

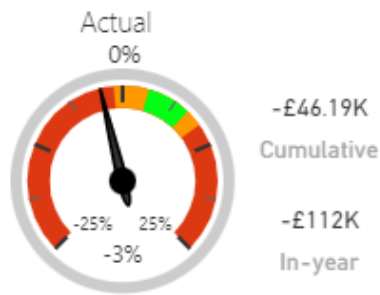
## Capital Balance:



# Primary School

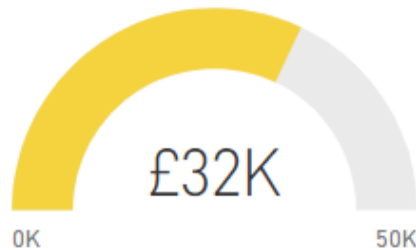
2021/22

£1,818K Budget Allocation  
£557K Other Income



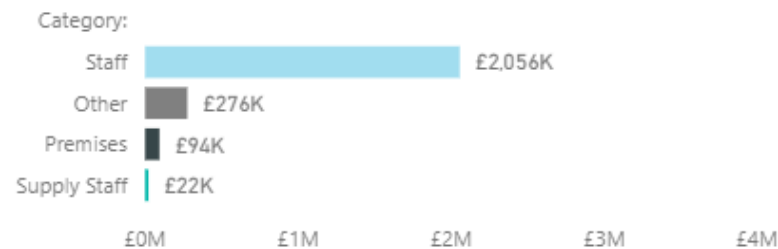
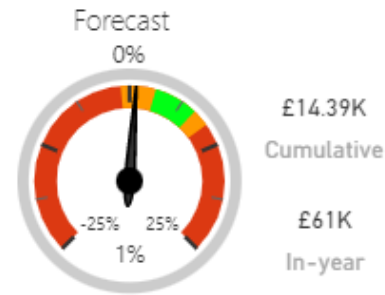
Forecasts: £183K £-74K £-57K

£39K



2022/23

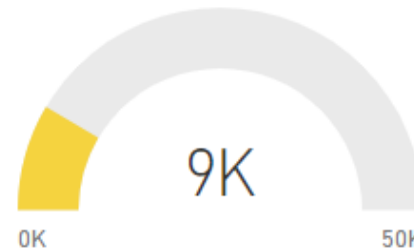
£1,922K Budget Allocation  
£585K Other Income

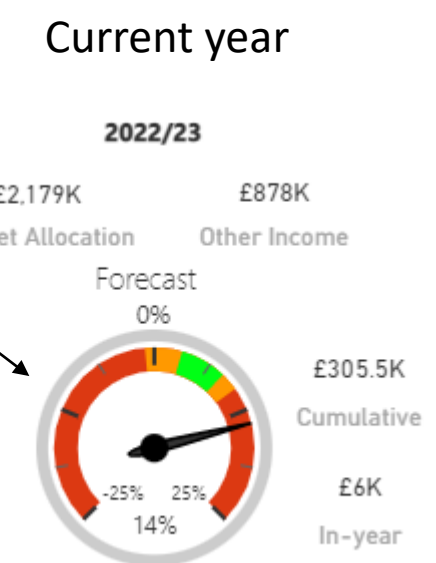
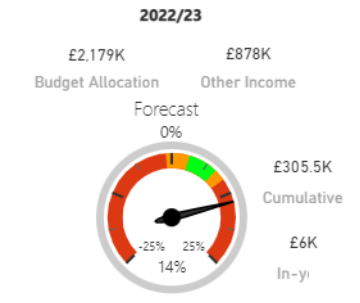
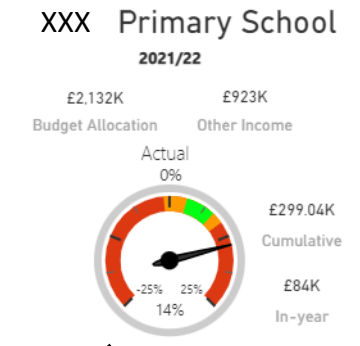
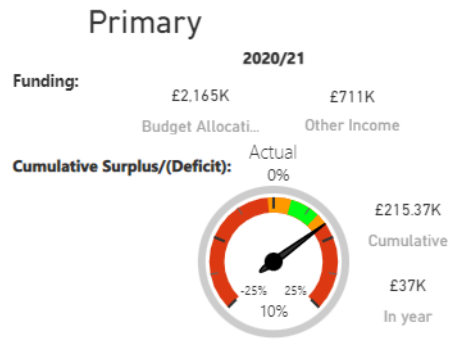


N/A N/A N/A

Forecasts: £14K Forecast Pending Forecast Pending

N/A





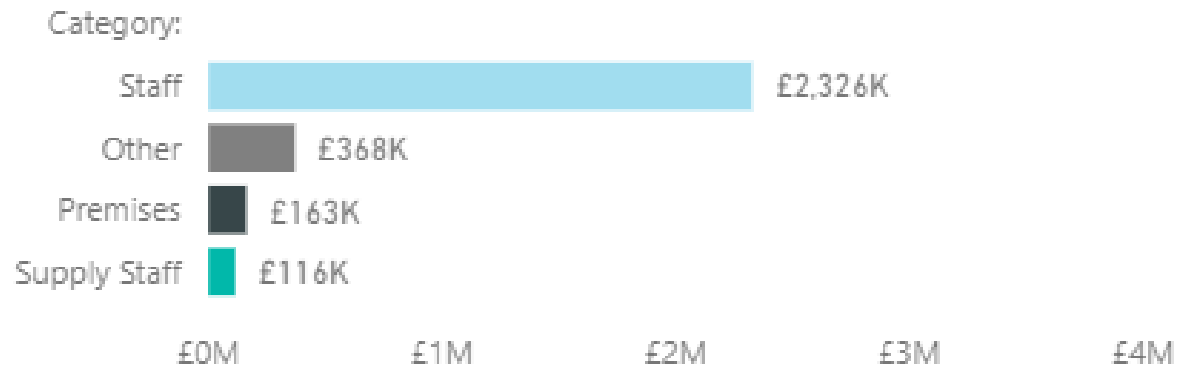
Income

Actual  
% of budget remaining at end of year  
Cumulative carry forward/deficit  
In-year carry forward/deficit

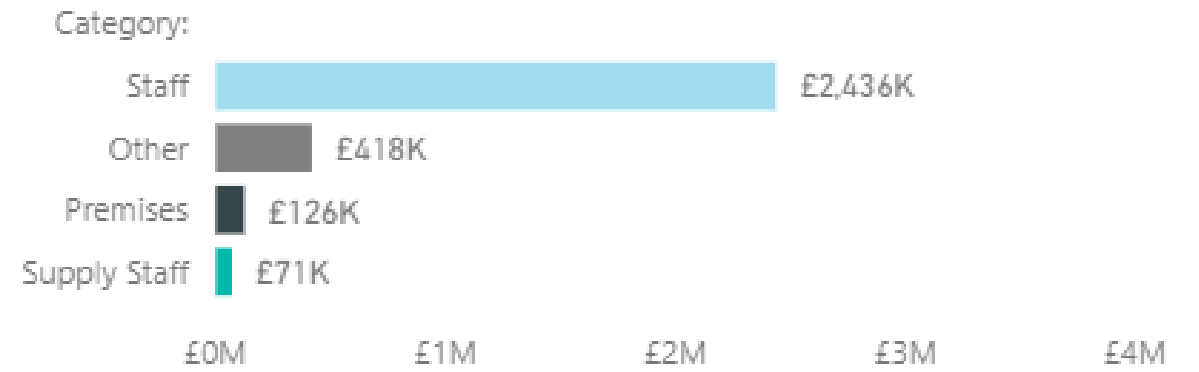
Forecast  
% of budget remaining at end of year  
Cumulative carry forward/deficit  
In-year carry forward/deficit

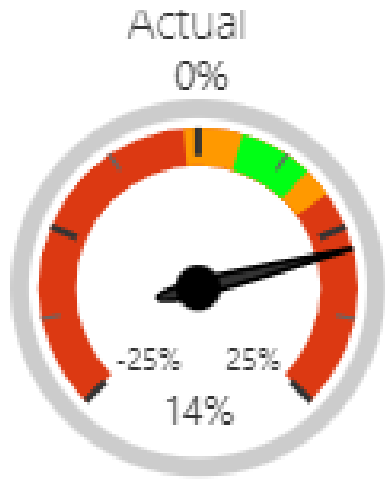


### Previous year – actual expenditure



### Current year – forecast expenditure





Actual  
0%

£299.04K  
Cumulative  
£84K  
In-year

Actual outturn



£156K

Budget intention  
form (BIF) end of  
year (out-turn)  
forecast



£97K

October  
out-turn  
forecast



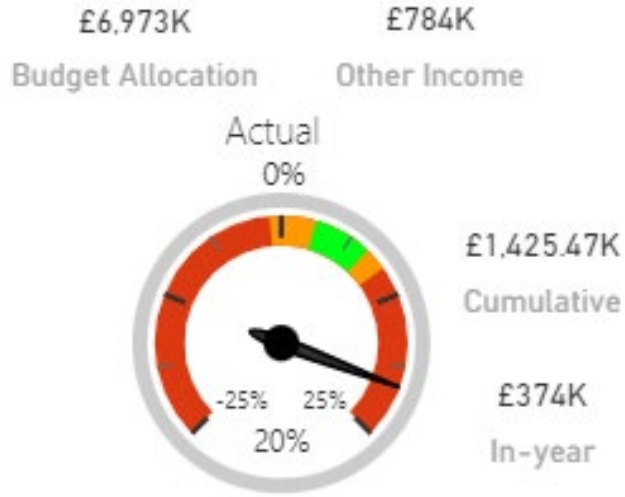
£211K

January  
out-turn  
forecast

Forecasting performance

Indication of accuracy provided for  
each year

Current year forecast compared to  
actual out-turn is not available



£1052K



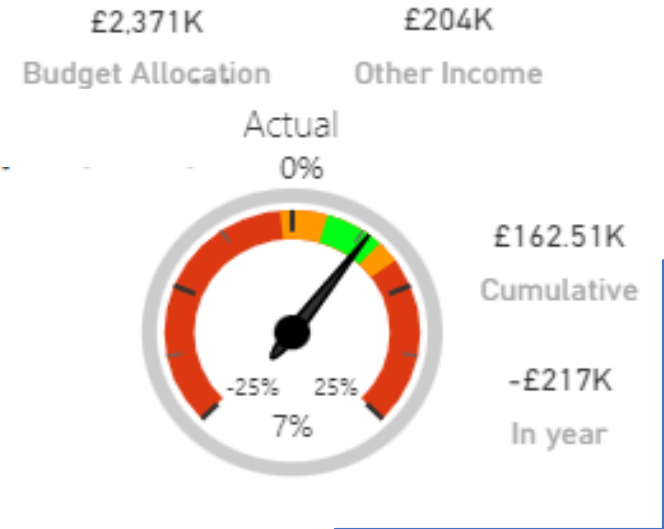
£1147K



£1512K

May BIF and October forecast significantly different to out-turn

January within tolerance



No Forecast



£13K



£170K

May no BIF forecast received

Oct significantly different to out-turn

January within tolerance

# Other elements

## Accruals

**Net Accruals:**

£94K

£76K



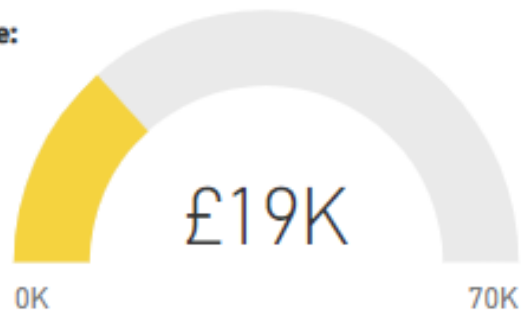
Forecast

N/A

Comparison to previous year

## Capital Balance

**Capital Balance:**



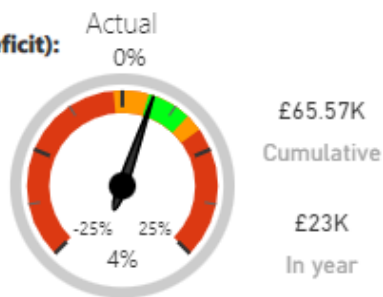
# Primary

2020/21

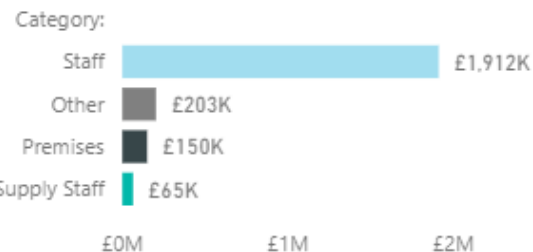
## Funding:

£1,840K Budget Allocation  
£513K Other Income

## Cumulative Surplus/(Deficit):



## Expenditure:



## Forecasting Performance:

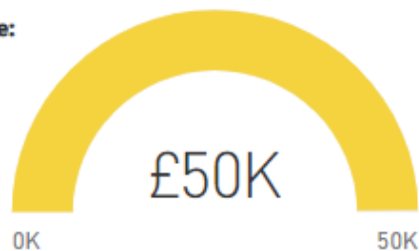


Forecasts: No Forecast £16K £-9K

## Net Accruals:

£6K

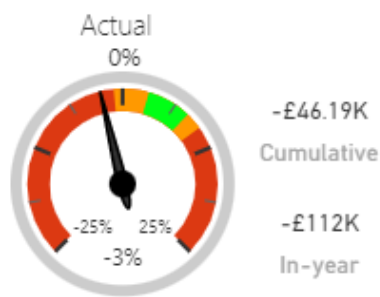
## Capital Balance:



# Primary School

2021/22

£1,818K Budget Allocation  
£557K Other Income

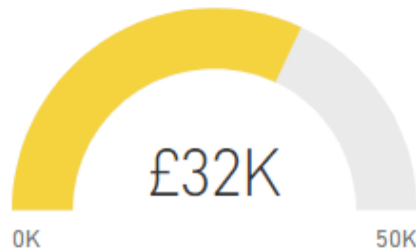


## Category:



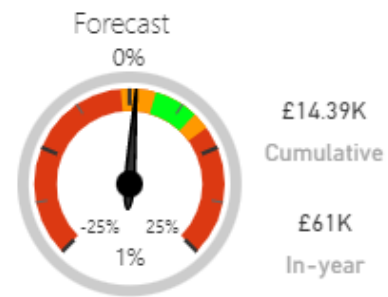
Forecasts: £183K £-74K £-57K

£39K



2022/23

£1,922K Budget Allocation  
£585K Other Income



## Category:



N/A N/A N/A

Forecasts: £14K Forecast Pending Forecast Pending

N/A

