



Schools' monthly eBulletin

Visit the schools extranet site schools.leicester.gov.uk/eco-schools

May 2020



Hope this eBulletin finds you and your family well. We just wanted to let you know that we are **both still around and available** to speak to you and colleagues in school over the phone, video calls and as always on email. We'll also maintain ebulletins, newsletter and our social media channels. **Make sure to check out our EcoTeach Webinars!**

Eco-Schools England are still working remotely and able to provide any advice and support to schools as required. They are also **accepting Green Flag applications** throughout the summer term. The main difference being no assessor visits – therefore schools can apply and be approved for their Green Flag application (including renewals) **through the online application process only.**

Do take care and always, if you need any help or support email or contact us, Lee and Amy

- Lee.Jowett@leicester.gov.uk
- Amy.Peace@leicester.gov.uk

Employment Opportunity: [Education Officer \(Eco-Schools\) – Fixed term \(12 months, term time\)](#)

We have an exciting opportunity to be part of our energy and sustainability team to deliver environmental education in Leicester as an education officer for Eco-Schools. Our environmental education is delivered to primary, secondary and special schools in Leicester City. As well as one to one support, schools can engage through termly #EcoTeachmeets, staff training, resource planning, workshops, an annual Eco-Schools roadshow and celebration event.


This post is term time only, 15 hours per week, fixed for 12 months (full time equivalent salary £27,905 - £30,507) Interviews will take place on the **21 May 2020** depending on circumstances these could take place online. The post is due to start 24 August 2020 (to coincide with new school term). Deadline for applications – 13 May 2020, apply using the link above.

April Sustainable Schools Newsletter

The latest newsletter can be downloaded from the schools' extranet.

It contains information about:

- Young Peoples' Climate Assembly
- Salix Finance information
- LRWT Short Story Winner
- The Sea Starts Here Campaign
- The Big Spring Clean 2020 ****NEW DATE****
- Carbon Literacy offer for schools
- Air Quality Experiments



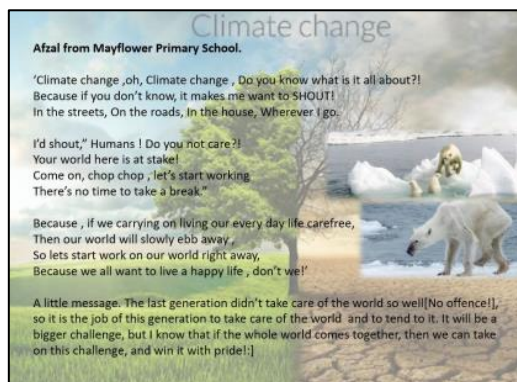
Earth Day 2020 – poetry competition winners

We had some great entries for the Earth Day 2020 poetry competition on the theme of climate action. They were so good in fact we found it hard to choose the winners, so we have three!


They are:

- Dear 2055 by Florrie, aged 11 from Dovelands Primary
- Climate Change by Afzal from Mayflower Primary
- Climate Change by Zaynah, aged 9 from Whitehall Primary

The poems can be found on the schools [extranet](#).



Thank you to all entrants. We really enjoyed reading them.



[EcoTeach Webinars](#) Wednesdays at 10.00 – 11.00am

Keep up to date with all things Environmental Education while social distancing. Find out about opportunities to participate in different projects and activities taking place in Leicester. **Watch previous webinars can be viewed on the [extranet](#).**

All webinars will be presented by Lee Jowett and Amy Peace with support from other colleagues.

(Please note, if most schools return before summer these webinars may be curtailed)

If you would like more, information please contact the Environmental Education Team:

Lee.Jowett@Leicester.gov.uk 0116 454 2271

Amy.Peace@Leicester.gov.uk 0116 454 4543

EcoTeach Webinar - Energy and Water
Eco-Schools model - 7 steps

- Step 1 – Eco-Committee, the heart of an Eco-Schools action and learning
 - At least one pupil from each year group
 - Meet at least once per half term
 - Share responsibility for running meetings
 - Records of minutes are kept
 - Minutes displayed on the Eco-board
 - Representative from parents, governors or senior leaders

[Your UK Parliament](#)

Sign up for [#UKPW](#) 2020!

Taking part might feel different this year but you can still celebrate democracy, take action and make a difference. Last year over 1.2 million people took part and we'd love you to join in this November! Sign up [online](#) now and find out about the launch on their [Twitter account](#).



[#EcoSchoolsAtHome](#)

[Eco Schools England](#) are releasing a new Eco-Schools Topic hand-out every Tuesday at 8.00pm over 10 weeks.

The hand-outs are designed to help support those of you still working in school and those of you who are now having to home school. The resources can be adapted to enable you to work on a variety of environmental topics with young people of any age – whilst juggling a million and one other tasks and difficulties due to the COVID-19 outbreak.

Six topics have been released so far. Click on the links below.

- [Energy](#)
- [Biodiversity](#)
- [Marine](#)
- [Litter](#)
- [Healthy Living](#)
- [Global Citizenship](#)



[Go Wild at Home activities and resources](#)

Whether you have a garden or yard, live in a flat or a house; there are lots of things you can do to stay connected to nature at home (and at school). You can learn something new, have fun and take action for local wildlife

Every week, Leicestershire and Rutland Wildlife Trust is putting together a set of activities, 'how to' films and linked resources for you to try. They are aimed at children, their families and teachers and are designed to work for people who are able to access the outdoors and for those at home.

Each week there is a:

- Wildlife discovery activity
- Indoor wildlife activity
- Craft activity
- Wild web cam
- Forest School-inspired activity



Leicestershire and Rutland Wildlife Trust



You can sign up to receive the Go Wild at

Home emails and see a set of sample [activities](#)

When you sign up, you will also have the chance to enter our prize draw and showcase your creations!

All Forest School 'how to' films and activities can be found [online](#):

These include lots things to do with sticks, mud-themed fun and exploring colour and texture.

Our Wild About Learning teachers' pack, which is designed to support and encourage teachers to take their numeracy and literacy lessons outdoors, is now available to download by year group and [subject](#):



[Off School Website](#)

Parents, carers, families and school staff...
You are doing great - keep going!

Take a look at www.offschool.org.uk, a free website full of ideas for home learning and activities.

FREE access to

- 100s of videos created by teachers that demonstrate fun, quality learning opportunities that can be recreated at home.
- Teacher recommended downloadable resources.
- Links to great websites that support families across lots of topics and themes.



[Mindful Warriors | Digital Classroom – Yoga and Mindfulness Video Lessons](#)

During this period of uncertainty and to support families and children to cope with the pervading sense of anxiety caused by the Coronavirus we have created the Mindful Warriors Digital Classroom sharing yoga and mindfulness video lessons to enjoy at home.

A consistent yoga practice can strengthen the respiratory system, strengthen the

immune system, remove toxins, help to deal with anxiety and fear, and encourages a calmer state of mind –all things that the body and mind need in times such as these.

Our yoga teacher Geoff and his daughter Cora will be leading you through the yoga and mindfulness lessons. We explore breathing exercises, yoga postures and mindfulness practises.

Our Digital Classroom is available to:

- Local Authority, City and County Councils - to support communities through mental health, wellbeing and educational services they provide
- Schools as a learning resource to be used by teachers as part of their teaching timetable-Parents who are home-schooling their children
- Community organisations and youth groups who would like to share yoga with the young people they work with

Cost for Annual Subscription to our Digital Classroom is £975 (Inclusive of all current and future video lessons created during your subscription)

If you have any questions please contact Durga Ramji, Co-Founder, Mindful Warriors
[|mindfulwarriorsmw@gmail.com|](mailto:mindfulwarriorsmw@gmail.com)
 07598684020



30 Days Wild in June with Leicestershire and Rutland Wildlife Trust

Can you do one wild thing a day throughout the whole of June? We believe you can! Join thousands of people taking part in our annual nature challenge, 30 Days Wild! Do it for your health, happiness, wildlife and the planet. Wildlife needs us – and at the moment, we really need it too!

Back for its sixth year, sign up has now opened to receive your free downloadable pack of goodies to help you plan wild activities throughout the month



of June (and we won't tell if you start a little early either). Full of ideas of things you can do from home, why not join others taking small actions that can collectively have big impact? We love to see what you get up to, so make sure to share your actions using #30DaysWild.

We know schools are currently closed, but that doesn't mean you should miss out on 30 Days Wild! We've created new packs for you that we hope will provide your students and staff some fun and inspiring activities to do with their classes from home. With all items delivered as a digital download, you can send them out to your classes all at once or spread them out during the challenge.

Sign up for your school's pack on the Trust [website](#).

[PECT - Nature's School](#)

Looking for educational, inspiring and fun activities for children?

PECT has created a multitude of resources to enhance children's understanding of the world around them and to enable them to discover more about the environment.

Our new [Nature's School resource](#) is all about bringing families together to enjoy appreciate and protect their time together. By doing so it can have a positive effect on physical and mental health and ultimately our natural environment as well.

Our environment is sometimes an unexplored natural resource, often overlooked for its wealth of possibilities, and not always appreciated or looked after as it should be! Take this time to turn that around and discover natural wonders, learn from Nature's School and in return protect it for future generations.

This resource is not just for those at home – schools and other charities and organisations can also benefit from this resource and use it to create new ways of delivering the curriculum and other learning objectives.



Nature's School

Simple mini activities you can do at home to enjoy, appreciate and protect our natural environment.

1 - Start a scrap book or time capsule of your time at Home School. (You could use an old shoe box)	2 - Make a game using things from nature. (You could make thoughts and crosses using stones or leaves)	3 - Create a kite out of things you might otherwise throw away and fly it in your garden or local green space.	4 - Go on a Mini Beast safari, you can do this in a garden, green space or even a window box. Can you identify what you have found?	5 - Spring has started to arrive and with it so have the butterflies - can you make a butterfly feeder for your garden or windowsill?
6 - Create a sculpture using natural objects - how long does it last? (You could use stones, twigs, mud, sand...)	7 - Listen to nature's music - what can you hear? Make your own with a blade of grass or create a wind chime.	8 - Build a den and sleep in it! This doesn't have to be outside - use your imagination on what you use and how.	9 - The daisies are out for spring - can you use them to create a daisy chain?	10 - Nature is full of colour! Even a green leaf will have different shades and colours - how many colours can you find?
11 - Make your own mini boat or raft using twigs and leaves - could you find a mini beast passenger to take a ride?	12 - Build your own assault course out of things you find around your house and challenge your family.	13 - Why not take a break from all your work and have a picnic in your garden.	14 - Stay up late and see if you can name the stars from a window or your garden.	15 - Play Tree I Spy to name all the trees you can see from your window or around your house.
16 - Take some time to sit still and quiet - can you spot any birds? Can you name them?	17 - Go on a nature scavenger hunt - What could you make or do with the things you have found?	18 - Create a self portrait or your name in wild art	19 - Learn a new skill - you could learn about weeding in your garden, how to cook or even how to sew!	20 - Watch a sunset or sunrise - how many different colours did you see?
21 - Use your recycling to create your very own golf course. All you have to do is find a ball and practice your aim!	22 - Rainies like gardeners too, can you create a miniature garden for mini beasts or fairies?	23 - Do a good deed for someone else or for your natural environment	24 - Create a bug hotel using what you can find. Think about the bugs that might visit it, what they need and where you will place it.	25 - Read a book under a tree and take some time to relax!

Visit our website for additional information and how to guides www.pect.org.uk/services/education

See the [website](#) for more details.

[My Next Fairtrade Adventure](#)

This week, your [Home Learning Challenge](#) is to learn more about the farmers behind your cuppa. Join Tayna on her '[Next Fairtrade Adventure](#)' to learn more about the effects of climate change on tea farming and how Fairtrade can tackle some of these effects.

Once you've watched 'My Next Fairtrade Adventure', download this week's Home Learning Challenge. All eight activities are available on one handy PDF which can be shared with students, teachers or children.

Here are our favourite two activities this week!

Host a virtual Fairtrade tea party

Stock up on Fairtrade tea and host your own virtual Fairtrade tea party! Decorate place mats or menus, get stuck into some Fairtrade baking and give your grandparents or friends a call! If you're not keen on technology, have your tea party with others in your house.

Design a Fairtrade tea box

Fairtrade are looking for a design for their latest box of Fairtrade tea! Watch '[My Next Fairtrade Adventure](#)' for design inspiration and use your creativi-tea!

Send pictures of your tea party or tea box to schools@fairtrade.org.uk or tag us on Twitter ([@FairtradeUKEd](https://twitter.com/FairtradeUKEd)) for a chance to be featured in our next newsletter. And don't forget to visit our [website](#) for more tea-riffic resources!



FAIRTRADE SCHOOLS NEWS

<p>Desertification is the process by which fertile land becomes desert, typically as a result of inappropriate agriculture.</p> <p>Use a computer or nonfiction book to research homemade fertilizers.</p> <p>Can you make your own for use in a home or community garden?</p>	<p>Plan your own Fairtrade tea party for your family.</p> <p>Create decorations, a Fairtrade tea party menu and an invitation!</p> <p>Send photos of your Fairtrade tea party to the Fairtrade Schools team at schools@fairtrade.org.uk</p>	<p>Sometimes the way people farm can damage the land, this is known as unsustainable farming.</p> <p>On your next walk outside, see if you can spot areas where the land is being used sustainably/unsustainably?</p> <p>What difference do you notice between the health of these two areas?</p>
<p>Tea plants need water, sun and nutrients to grow strong and healthy.</p> <p>As humans, so do we!</p> <p>Make a diary over the next week of how you keep your body healthy.</p> <p>Which foods give you more energy? How many hours of sleep do you get?</p>	<p>My Next Fairtrade Adventure</p>  <p>AGES 11-14</p>	<p>We saw in Part 1 two types of farms in Kenya, one that was Fairtrade certified and another that was not.</p> <p>Illustrate the difference between the two farms.</p>
<p>Learn about Leandro and the mysterious case of the disappearing and reappearing river here.</p>	<p>The Fairtrade Premium is an extra sum of money that benefits the whole community.</p> <p>Think of a way that you could help your community. Share your ideas and any pictures of your helpful activities with the Fairtrade Schools team at schools@fairtrade.org.uk</p>	<p>Farmers have a choice between growing exotic (foreign) crops and native (indigenous) crops.</p> <p>Use a computer or nonfiction book to research native crops grown in the UK.</p> <p>Make a list and see if you can find any in your own kitchen!</p>

[Mind Your Footprint](#)

We are writing to you in strange, tough times. It's hard to keep up with things as they change dramatically – and so quickly – but it's critical that we help the youngest people in society during the COVID-19 outbreak to help not only themselves but also everyone as they can pass the virus to others.

That's why we'd like to share this child-





focused resource attached, the Footkin Keep Healthy Activity Book for you to share it with the young hearts and minds.

Mind Your Footprint, a non-profit organisation. Set up over a decade ago, we run self-funded programmes offering information on the social and environmental issues that we face today. Led from the front, by our smart and engaging character, Footkin, we work with organisations all over the world to make a difference to the generations that will come after us.

In this particular [activity book](#), we talk directly to children about the importance of staying safe during this outbreak.

Other resources are also available on the [website](#).



Copyright © 2020 Leicester City Council - Sustainability Team, All rights reserved.

You are receiving this email because it provided information about Environmental Education. We send monthly eBulletin and termly newsletters.

Our mailing address is:

Leicester City Council – Sustainability and Energy Team
Phoenix House, King Street
Leicester, Leicestershire LE1 6RN
United Kingdom

To unsubscribe, please click [this link](#).

