

Schools Toolkit



CleanAirDay

www.cleanairday.org.uk/get-your-school-involved

Contents

Introduction	3
Campaign activity	4
Here are some tips to help you get started:	4
Campaign action plan	5
Impact	6
Pledges	8
Extra activities	9
Activity planning	10
Communications	11
On Twitter	11
In your newsletter	11
In assembly	11
Printable resources	12
Stickers templates	13, 14, 15
Posters templates	16, 17, 18
Pledges	19, 20
Other programmes and resources	21

Air pollution is real and harms the health of millions. Unlike other risks to our health, lots of people don't know what causes air pollution, what effects it has on our bodies or how to reduce our exposure to it.

We believe that every child should be able to breathe clean air, and that's why we're calling on teachers across the country to take action on Clean Air Day to improve air quality around their schools. We need you to join our fight against air pollution and help us to protect the health of children in your school. There is so much that you can do to improve air quality– take action today and make a difference straight away.

Every action in this toolkit will bring you one step closer to having cleaner air for your students. These actions will also support you to promote healthy active lifestyles, reduce traffic and improve road safety around your school. That's what Clean Air Day is all about. It's about taking action against air pollution with your students, parents and colleagues to make the air cleaner and healthier for everyone. So join us and teachers across the country this Clean Air Day to take action and beat air pollution.



There are lots of exciting ways your school can get involved in Clean Air Day:

- A.** Teach students about air quality with our interactive lesson plans for Key Stages 1 to 3. The plans combine geographical skills and fieldwork with scientific studies. They're fun and practical, and will get your pupils engaging with the issues and science behind air pollution.
- B.** Run an event on Clean Air Day to raise awareness of air pollution among students, parents and teachers, and the detrimental effects it's having on our health.
- C.** Create a Clean Air Plan and work out the steps you're going to take to make changes that will improve air quality and look after people's health too.

Campaign activity

Schools all over the UK are coming together and taking action to improve air quality on Clean Air Day. They'll be encouraging students, teachers and parents to make simple changes, like leaving the car at home, to reduce the amount of air pollution they create and minimise their exposure to it.

There are lots of ways you can get involved. You could spread the word with an information stall, talk about air quality in class, or take to social media to spread the word.

Here are some tips to help you get started:

Pick your team

This could be an entire class, an eco team or a group of dedicated students who want to run an event on 21 June.

Understand the why

Find out why it's important to take action for clean air, the effects air pollution has on our health and what we can do about it. Download the lesson plans for more details.

Start planning

Chat to parents and pupils at the school gates or do something bigger, like running a themed morning assembly, displaying a massive banner or hosting an event to engage the whole school.

Measure your impact

Use the Impact section to help you decide the best way to measure the difference your campaign has made. Keep a note of the positive changes you've created and any learnings for next year.

Get engaged

The Extra Activities section covers lots of exciting things to do with your students. Check out the Resources section too, which has useful downloads and lots of helpful information.

Campaign action plan

Use this action plan to help your team prepare for Clean Air Day


Time	
Location	
Team	
Who we will be talking to	
Messages we want to share	
Changes we want people to make e.g. walking to school to reduce their contribution to air pollution	
How we will measure our impact	

Impact








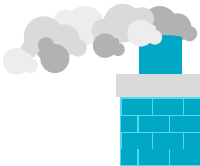
You can measure the success of your awareness campaign in a variety of ways. The number of pollution sources, idling vehicles, cars in the car park and people walking to school could all be used as indicators of the impact.

It's important to take a baseline measurement before your event and a second measurement afterwards to understand the difference your campaign has made. You can use the guidance below and data collection table on page 7 to help with your measurement.

Sources of pollution: what to look out for...



Location: Date: Time:

Source of pollution	Number
	
	
	
	
	
	
	
	

Pledges

Pledging is a brilliant way to get people to commit to joining in with your campaign and to take action to reduce air pollution on Clean Air Day. People are more likely to make a change if they've already made a public, written commitment to do so.

You could encourage people to pledge using either of the pledge designs in this toolkit or you could create your own pledge cards.



Get creative with your pledges! You could use everyone's pledges to create a pledge wall on Clean Air Day. Or you could get people to pose for a selfie with their pledge.

Check out our pledge designs below.

You can find printable versions of them on [page 19](#) and [page 20](#) of the toolkit.



**This Clean Air Day,
I pledge to....**

- Walk to school
- Leave my car at home
- Switch off my car engine when I park



Extra activities

Here are a few more ways you could educate students, teachers, parents and the local community about clean air and get them engaged:

Spot the polluter

Draw or take a picture of a scene showing lots of sources of pollution. Can people guess where the pollution is coming from?



Get pledging!

Use some of our pledge cards or create your own (the more creative the better) to encourage people to commit to taking action on clean air.

Selfie competition

Get people to take a selfie of them reducing their emissions or protecting themselves from air pollution. Give a prize to the most original photo.



Clean routes

Challenge people to identify the clean routes to and from your school. Make sure you tell them the right answers!



Get creative

Use your talents to tell people about air pollution. You could write and perform a song or rap about clean air, or create a dance routine that shows actions people can take to protect themselves.


Send a message

Write a message to a world leader or local politician. Tell them the changes you'd like to see to ensure clean air for all.



Show your support

Create badges and stickers for people to wear to show their support for Clean Air Day. They could even make their own.



You can use the Activity Action Plan on the next page to help your groups plan their activities

Activity planning

Team:

The message we want to tell people:

How we will help people join in:

What it will look like:

What we need:

To do	Who will do it	By when

The more people who know about what you're doing for Clean Air Day the more successful it will be. So make sure you tell as many people as possible.

And don't forget to share your top 3 tips on how they can make a difference too.

Your tips could be to:

1. Leave the car at home and walk to school
2. Plan a route to school that avoids walking past main roads
3. Car-share with someone who lives nearby

Then send your tips far and wide and tell the world what your school is planning...

On Twitter

Using #CleanAirDay Don't forget to mention @cleanairdayuk so we can share your stories too.



In your newsletter

The school newsletter is the perfect way to get your message out to students, staff and parents. You could write your own update or add some text using this template:

"Clean Air Day will take place on 21 June, when thousands of people are taking action to raise awareness of air pollution and start creating cleaner air for everyone. We're getting involved and doing our bit by <TELL THE WORLD ABOUT YOUR PLANS & EVENTS HERE>.

We'd love your help <WHAT YOU'D LIKE PARENTS TO DO TO HELP>. If you'd like to be part of Clean Air Day please get in touch."

In assembly

You could either write your own talk to read out during assembly or just say a few words, like these:

"Today is Clean Air Day. It's important because it's a real problem and it can have serious effects on our health. But not many people know about it. Which is why we're <INSERT ACTIVITIES>. We'd love you to help us and join in by <HOW CAN STUDENTS HELP>."

Printable resources

The following printable resources can be used to support engagement in your campaign on, or leading up to, Clean Air Day.

Stickers

These could be given to anyone who supports or makes a pledge for Clean Air Day. You can print any of our stickers on 8 x 2 label sheets.

Posters

The posters have all been designed so that students can add their own illustrations and information. You could put them up around your school and in the local area to raise awareness and encourage people to get involved.

Pledges

Encourage students, parents, teachers and your local community to make pledges on or before Clean Air Day. Make sure that the completed pledges are displayed for everyone to see.



I'm supporting
Clean Air Day



I'm supporting
Clean Air Day



I'm supporting
Clean Air Day



I'm supporting
Clean Air Day



I'm supporting
Clean Air Day



I'm supporting
Clean Air Day



I'm supporting
Clean Air Day



I'm supporting
Clean Air Day



I'm supporting
Clean Air Day



I'm supporting
Clean Air Day



I'm supporting
Clean Air Day



I'm supporting
Clean Air Day



I'm supporting
Clean Air Day



I'm supporting
Clean Air Day



I'm supporting
Clean Air Day



I'm supporting
Clean Air Day



I'm walking
to school for
Clean Air Day



I'm walking
to school for
Clean Air Day



I'm walking
to school for
Clean Air Day



I'm walking
to school for
Clean Air Day



I'm walking
to school for
Clean Air Day



I'm walking
to school for
Clean Air Day



I'm walking
to school for
Clean Air Day



I'm walking
to school for
Clean Air Day



I'm walking
to school for
Clean Air Day



I'm walking
to school for
Clean Air Day



I'm walking
to school for
Clean Air Day



I'm walking
to school for
Clean Air Day



I'm walking
to school for
Clean Air Day



I'm walking
to school for
Clean Air Day



I'm walking
to school for
Clean Air Day



I'm walking
to school for
Clean Air Day



CleanAirDay

Clean air is important to me because...






CleanAirDay

This Clean Air Day,
you can help us by...

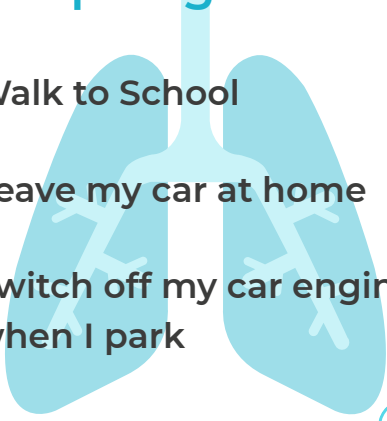




Clean Air Day

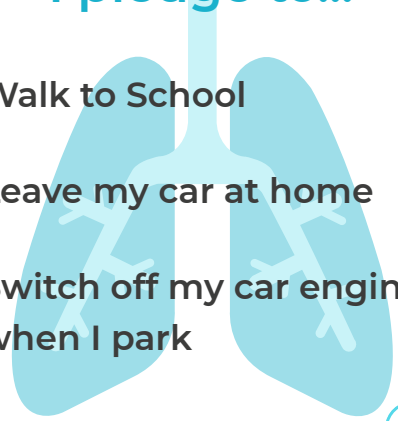
This Clean Air Day, I pledge to...

- Walk to School
- Leave my car at home
- Switch off my car engine when I park



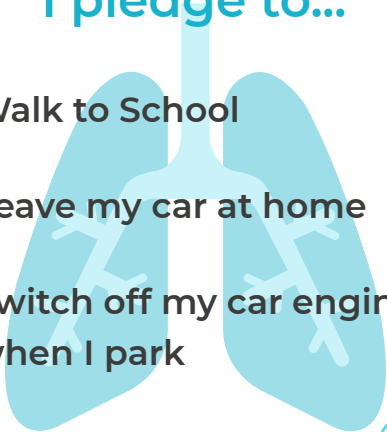
This Clean Air Day, I pledge to...

- Walk to School
- Leave my car at home
- Switch off my car engine when I park



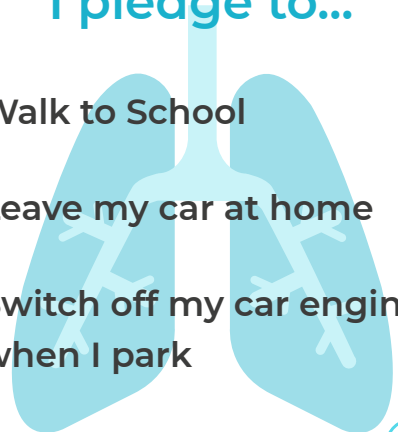
This Clean Air Day, I pledge to...

- Walk to School
- Leave my car at home
- Switch off my car engine when I park



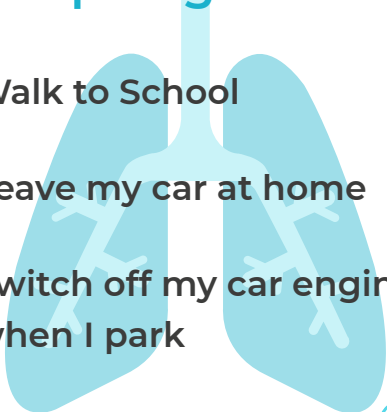
This Clean Air Day, I pledge to...

- Walk to School
- Leave my car at home
- Switch off my car engine when I park



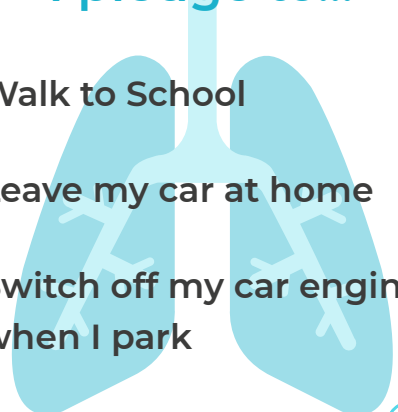
This Clean Air Day, I pledge to...

- Walk to School
- Leave my car at home
- Switch off my car engine when I park



This Clean Air Day, I pledge to...

- Walk to School
- Leave my car at home
- Switch off my car engine when I park





This Clean Air Day,
I pledge to...



This Clean Air Day,
I pledge to...



This Clean Air Day,
I pledge to...



This Clean Air Day,
I pledge to...



This Clean Air Day,
I pledge to...



This Clean Air Day,
I pledge to...



This Clean Air Day,
I pledge to...



This Clean Air Day,
I pledge to...

Other Programmes and Resources

If you want to understand more about clean air and discover even more activities, check out the following websites and resources:

- **Air Pollution Detectives**
- **Clear the Air**
- **Healthy Air – Primary Education Pack**
- **Learning about Air Quality**
- **Cleaner Air 4 Primary Schools Toolkit**



Want to make an even bigger impact on environmental issues? Join over 3300 teams across the world on our Water Explorer programme.

Sign up now on www.waterexplorer.org, start earning points and prizes and be in with the chance of joining us at our Water Explorer National Celebration Event in London in the autumn.



CleanAirDay

Clean Air Day is a collaboration of 100+ health institutions, charities, local government bodies and universities. It is co-ordinated by environmental change charity, Global Action Plan

To find out more, visit
www.cleanairday.org.uk

#CleanAirDay

